







# Peter Pan

Welcome to your autumn term homework. As this topic will continue for the whole of this half term, you can choose to do **3** activities. One piece of optional homework will be collected approximately every 2 weeks. We hope you enjoy the tasks and look forward to seeing all of your amazing work.

**Choice 1 to be handed in by Friday 18<sup>th</sup> November.**

**Choice 2 to be handed in by Monday 28<sup>th</sup> November.**

**Choice 3 to be handed in by Monday 12<sup>th</sup> December.**

<p><u>WANTED!</u> Create a 'WANTED' poster about one of the characters in Peter Pan. Write a brief description of their characteristics.</p> 	<p><u>Neverland.</u> What does Neverland look like? You could create a model, draw a picture or write a description explaining what your Neverland would look like.</p> 	<p><u>Letter in bottle</u> Children to imagine they are in Neverland. Write a letter home explaining the adventures you are having</p> 	<p><u>Fairy cakes</u> Make some fairy cakes at home. Write instructions on how to make them.</p> 
<p><u>Shadows.</u> See what happens to your shadow over one day. Record what you find out.</p> 	<p><u>Where do I live?</u> Create a den for either a Lost boy or a fairy. Think about what they might need to have in order to survive. You could create a model, draw a picture or any other way.</p> 	<p><u>Peter Pan performance.</u> Create a dance or a song that relates to Peter Pan. It could link to the fairies, the lost boys or any other characters in the book. Video it and bring your performance to school.</p>	<p><u>Biscuit battle.</u> Michael and Jon are fighting over the amount of pirate cookies they can each have. They need you to work out the different ways 20 cookies can be shared.</p> 